



Manhole Products

**84" Type 3 Precast Manhole
WSDOT B-15.60-02**

Grade Adjustment Rings Available

- 2", 3", 4", 6"

Hole or Knock Out Dimensions

- Maximum hole size is 72 inches
- 12 inches of minimum distance between holes
- 3 inch diameter lifting holes provided
- Cored, cast-in and custom block-out/knock-outs available

Conformity Standards

- ASTM C478 manhole
- ASTM C443 rubber gasket joint
- ASTM D4101 polypropylene steps and ladders
- Washington State APWA / WSDOT Standard

Options Available

- Specialized coatings
- Custom hatches
- Kor-N-Seal boots
- 1' thru 10' Polypropylene ladders

Section Specifications

Height Section

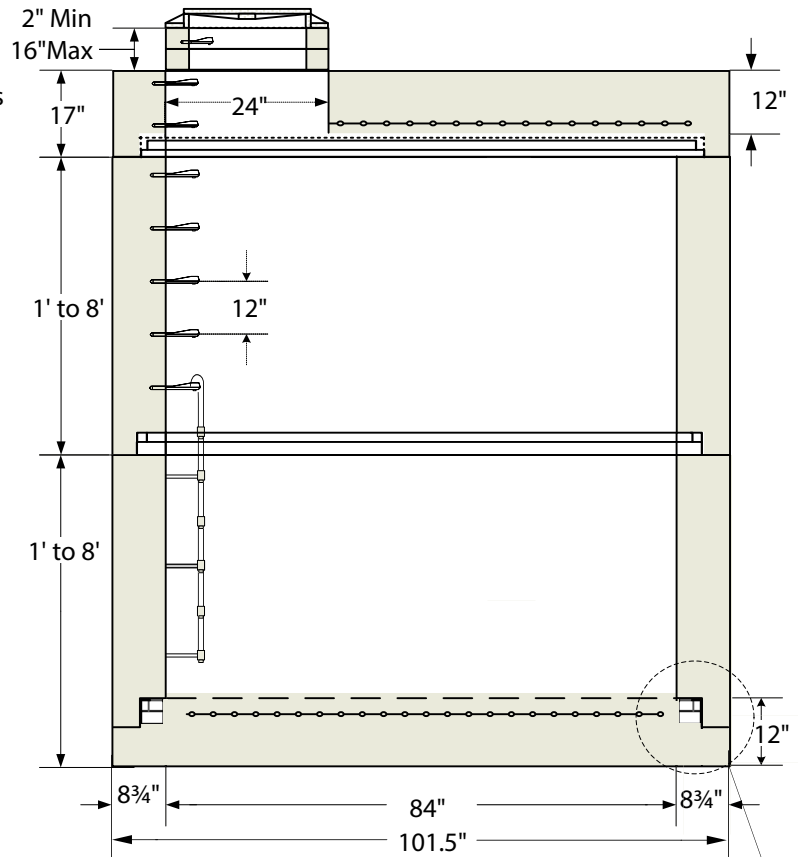
12"	2,534 LBS
24"	5,125 LBS
36"	7,716 LBS
48"	10,308 LBS
60"	12,899 LBS
72"	15,490 LBS
84"	18,081 LBS
96"	20,665 LBS

Base Slab

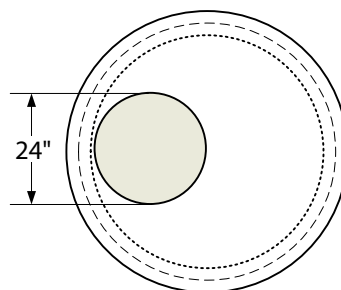
7,846 LBS

Flat Top

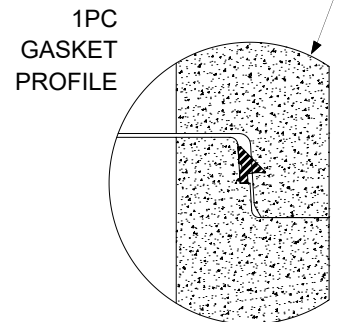
8,397 LBS



Top Slab Plan View



Gasket Shown Uncompressed



Note: drawings not to scale



Shope Concrete, LLC
1618 East Main Avenue
Puyallup, WA 98372-3142

(253) 848-1551
Fax Line 1 (253) 845-0292
Fax Line 2 (253) 864-6172

1-800-422-7560 [TOLL FREE]

www.shopeconcrete.com