




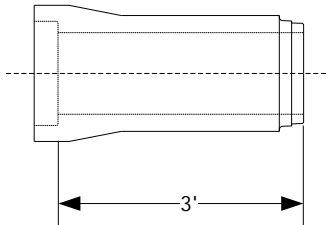
Concrete Pipe Fittings

Please specify bevels
as needed

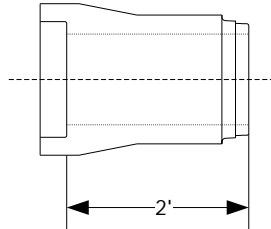


Bevels can be cut at a 1:1, 2:1, & 3:1 ratio per
WSDOT Standard Plan B-70.20-00

**3' PIPE SHORTS
AVAILABLE
IN 18", & 24" ONLY**



**2' PIPE SHORTS
AVAILABLE
IN 12" ONLY**



Note: drawings not to scale



Shope Concrete, LLC
1618 East Main Avenue
Puyallup, WA 98372-3142

(253) 848-1551
Fax Line 1 (253) 845-0292
Fax Line 2 (253) 864-6172

1-800-422-7560 [TOLL FREE]

www.shopeconcrete.com