



# Manhole Products

**84" Type 3 Precast Manhole  
WSDOT B-15.60-02**

### Grade Adjustment Rings Available

- 2", 3", 4", 6"

### Hole or Knock Out Dimensions

- Maximum hole size is 72 inches
- 12 inches of minimum distance between holes
- 3 inch diameter lifting holes provided
- Cored, cast-in and custom block-out/knock-outs available

### Conformity Standards

- ASTM C478 manhole
- ASTM C443 rubber gasket joint
- ASTM D4101 polypropylene steps and ladders
- Washington State APWA / WSDOT Standard

### Options Available

- Specialized coatings
- Custom hatches
- Kor-N-Seal boots
- 1' thru 10' Polypropylene ladders

### Section Specifications

#### Height Section

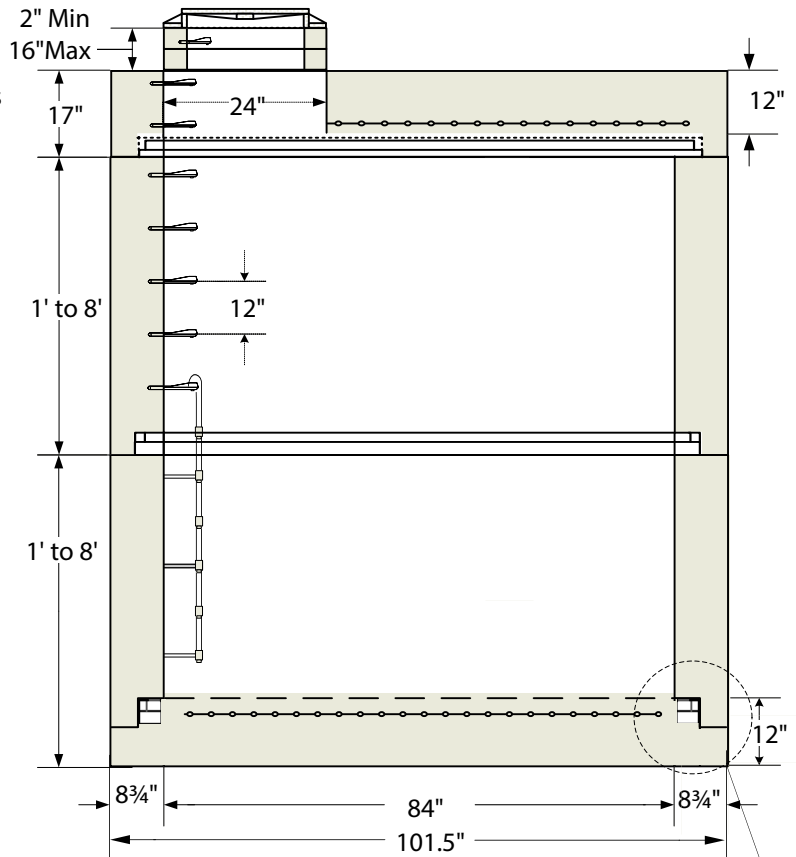
12"	2,534 LBS
24"	5,125 LBS
36"	7,716 LBS
48"	10,308 LBS
60"	12,899 LBS
72"	15,490 LBS
84"	18,081 LBS
96"	20,665 LBS

#### Base Slab

7,846 LBS

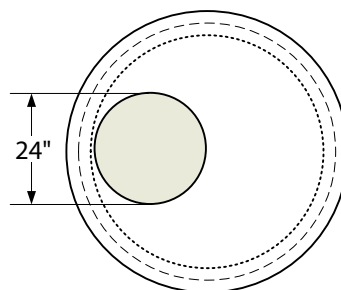
#### Flat Top

8,397 LBS

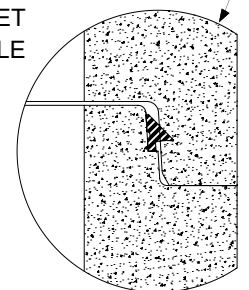


**Top Slab Plan View**

**Gasket Shown Uncompressed**



**1PC  
GASKET  
PROFILE**



Note: Drawings not to scale

[www.shopeconcrete.com](http://www.shopeconcrete.com)

1-800-422-7560 [TOLL FREE]



Shope Concrete, LLC  
1618 East Main Avenue  
Puyallup, WA 98372-3142

(253) 848-1551  
Fax Line 1 (253) 845-0292  
Fax Line 2 (253) 864-6172

