



Manhole Products

96" Type 208b Maintenance Hole
City of Seattle Standard Plan

Grade Adjustment Rings Available

- 2", 3", 4", 6"

Hole or Knock Out Dimensions

- Maximum hole size is 84 inches
- 12 inches of minimum distance between holes
- 3 inch diameter lifting holes provided
- Cored, cast-in and custom block-out/knock-outs available

Conformity Standards

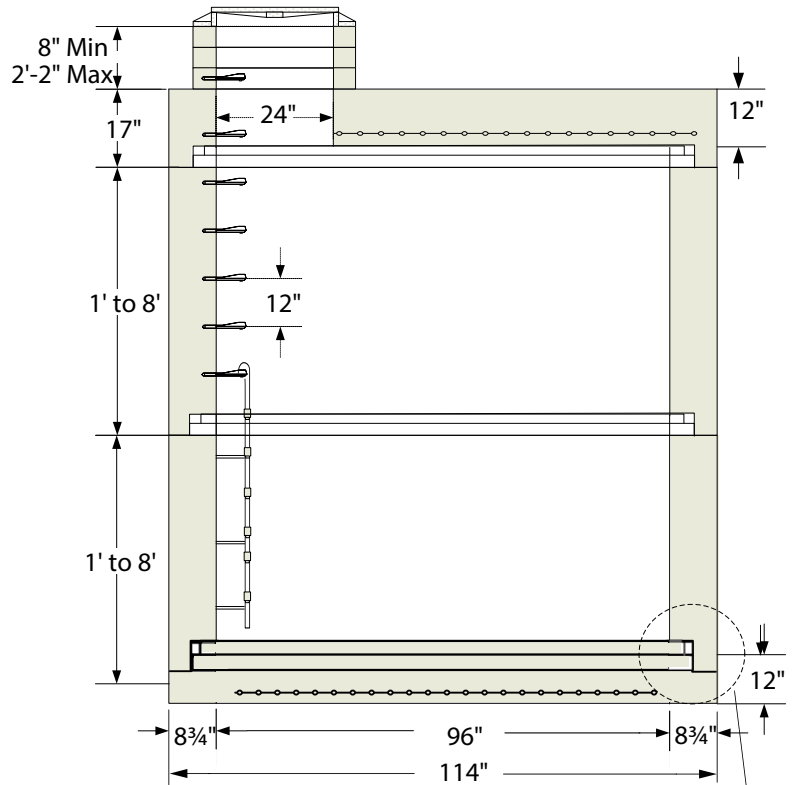
- ASTM C478 Manhole
- ASTM C443 rubber gasket joint
- ASTM D4101 & 232A/B polypropylene steps and ladders

Options Available

- Offset flat-top square access opening
- Specialized coatings
- Kor-N-Seal boots
- Cored holes
- 1' thru 10' Polypropylene ladders

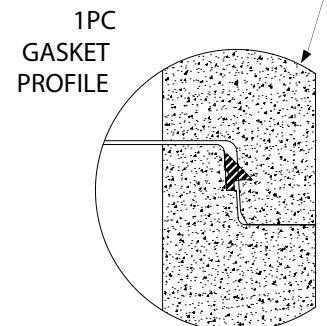
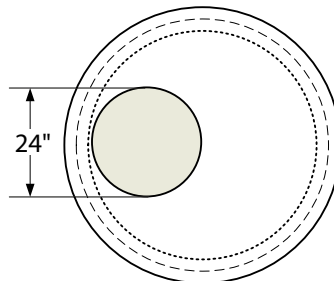
Section Specifications

Height	Section	Base Slab
12"	2,954 LBS	9,955 LBS
24"	5,973 LBS	
36"	8,992 LBS	
48"	12,010 LBS	Flat Top
60"	15,029 LBS	10,675 LBS
72"	18,048 LBS	
84"	21,067 LBS	
96"	24,077 LBS	



Top Slab Plan View

Gasket Shown Uncompressed



Note: Drawings are not to scale.



Shope Concrete, LLC
1618 East Main Avenue
Puyallup, WA 98372-3142

(253) 848-1551
Fax Line 1 (253) 845-0292
Fax Line 2 (253) 864-6172

1-800-422-7560 [TOLL FREE]

www.shopeconcrete.com